




INSULIN PUMP COMPARISON CHART

Pump	Size (cm)	Weight	Screen Size (mm ²)	Colours	Basal Increment	Total basal	Basal Profiles	Memory	Battery life	Guarantee (yrs)	Waterproof	Manufacturer's Description/ Specifications
 Paradigm Veo 554 and 754 Medtronic	Veo 554 7.6x 5.1x 2.0 Veo 754 9.4x 5.3x 2.0	95g (3.4oz) Inc. Battery, Exc. Cartridge & Infusion Set 102g (3.6oz) Inc. Battery, Exc. Cartridge & Infusion Set	810	Blue Smoke Purple Clear Pink	0.025u/hr	48/day	3	Glucose level statistics (based on finger prick and continuous glucose monitoring readings) 90 days memory with 31 days' visible on pump screen. Manages basal and bolus insulin delivery, blood glucose data and food intake with averages	AAA alkaline battery; 2- 3 weeks	4	IPX7; Water-tight to 1m for up to 30 minutes	Bolus Wizard calculator; missed-meal bolus reminder; capture events feature; low reservoir and battery alerts; silent/vibrate alert options; backlight; keypad lock; remote control. CareLink therapy management software to download information. Wireless and automatic communication with Contour Link blood glucose meter; an integrated BG meter that transmits all the BGs directly to the pump Built-in continuous glucose monitoring features, including Low Glucose Suspend feature. Website: amsldiabetes.com.au
 Animas Vibe	8.3 x 5.1 x 2.2	105g (3.7 oz) including battery	1024	Blue Silver Pink Green Black	0.025u/hr	12/day	4	500 boluses 120 totally daily doses 30 alarms 60 primes; 270 basal rate change records 16384 CGM records 1022 CGM BG calibrations 447 CGM warnings	AA lithium/ alkaline battery; 3-4 weeks	4	IPX8; Waterproof at 3.6 metres for up to 24 hours	Bolus calculator with customisable food database; high-contrast flat-panel colour screen (viewable in dark); tracks insulin on board to help prevent hypos through 'stacking'; up to 12 personalised settings for blood glucose targets; 12 carb:insulin ratios and 12 insulin sensitivity factors; customisable basal programs; personalised audio notification; temporary basal rate; resistant to static electricity Dexcom Continuous glucose monitoring option Website: www.medtronic-diabetes.com.au
 Accu-Chek Spirit Combo Roche	8.1x 5.5x 2.0	Pump: 110g including battery, full cartridge & infusion set 80g (Empty) Handheld 104g	Pump: 540 Handheld 945	Black; Skins: Black White Yellow Green Turquoise Clear Pink Blue	0.01u/hr	24/day	5	1,000 diary entries (handheld); Permanent memory (pump). Time and date stored for 1 hour after battery removed. Other pump settings and event memory saved regardless of battery status	Handheld: 3 x AAA batteries 3-5 weeks Pump: AA alkaline/ lithium/ rechargeable battery 200 days with Bluetooth off; 80 days with B'tooth on	4	IPX8; Waterproof at 2.5 meters for 60 minutes	The first insulin pump system with a BG meter that integrates BG testing with data management, bolus advice and a remote pump controller for command of the insulin delivery. Easy to use and discreet interactive pump. Fast occlusion detection using a unique predictive alarm. Handset incorporates: remote control to fully control the pump via Bluetooth, so no need to remove pump from clothes to operate; easy, quick and accurate bolus advisor; range of safety reminders and alarms; large colour display showing all diabetes information at a glance. Compatible with Accu-Chek Smart Pix and Accu-Chek 360 downloading software. Website: www.accu-chek.com.au